

2019 Water Summit

August 14 - 15, 2019



Brad Feaster
Wildlife Action Plan Coordinator
Division of Fish & Wildlife

What is SWAP?

Indiana's State Wildlife Action Plan

1. Environment

A focused, habitat based & proactive plan benefitting all fish & wildlife.

2. Conservation Community

An evolving collaboration between a variety of partners.

3. Citizens

Identifies issues on which the conservation community should focus educational/public awareness campaigns.

4. Funding

Identifies the need for and accepts the urgency of creating/finding a sustainable funding source for the future.



SWAP Water Facts



There are **144** species of greatest conservation need listed in the plan.

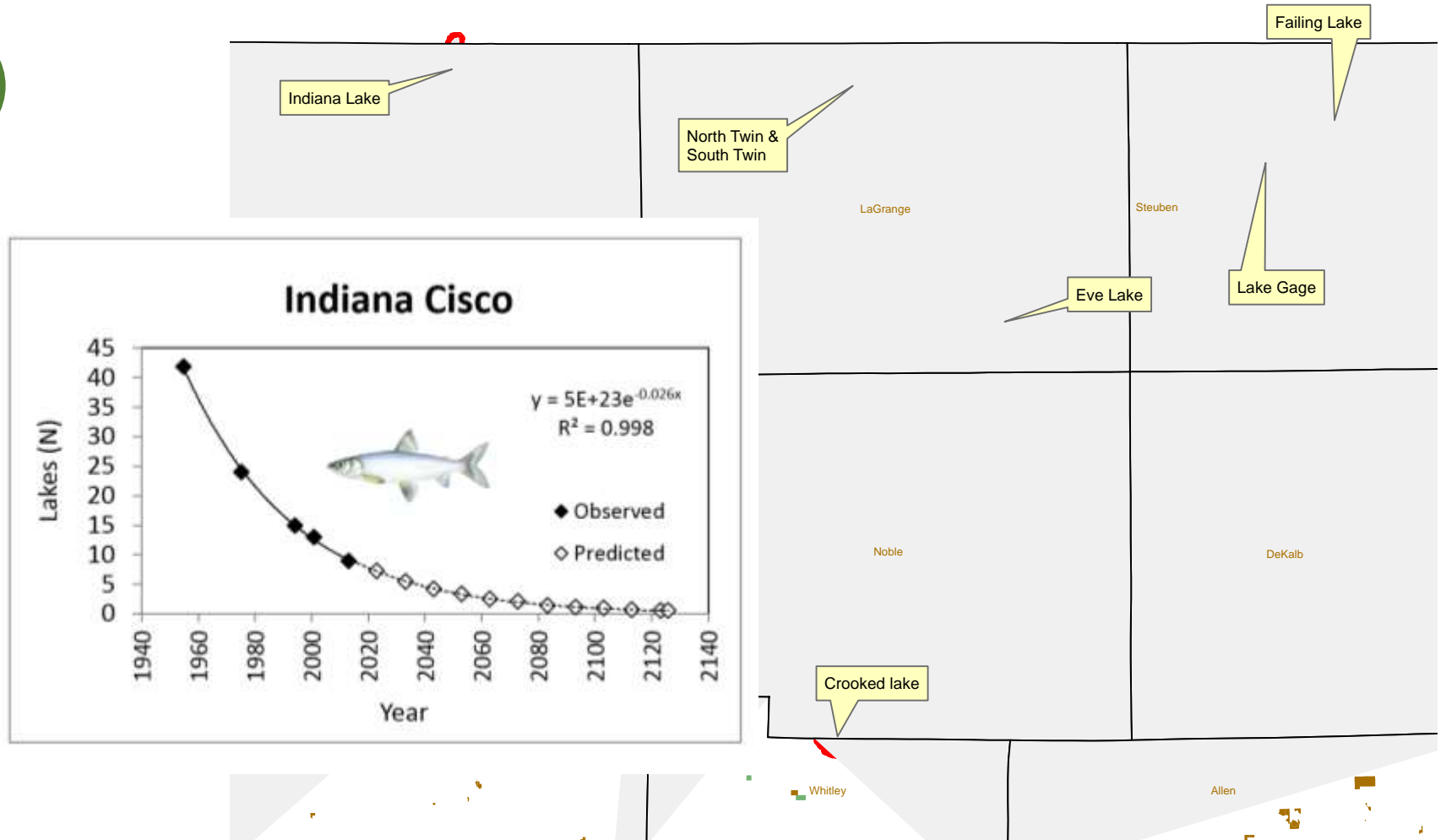
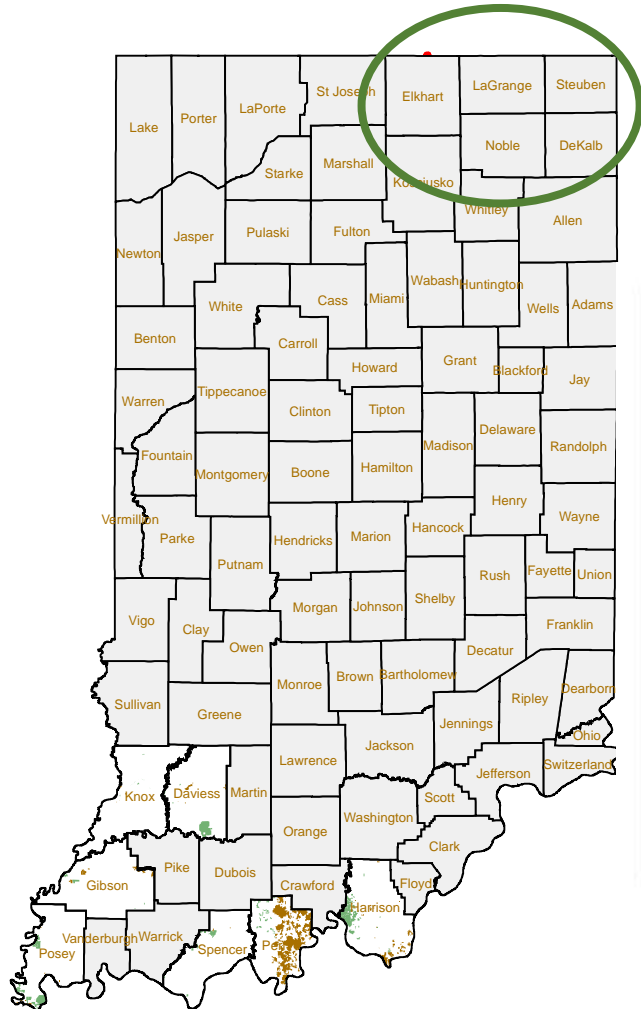
86% are directly associated with wetlands, or aquatic systems.

Fresh Water Mussels

Over **50%** of Indiana's native mussels are either extirpated (gone from the state) or are listed as State Endangered or Special Concern.





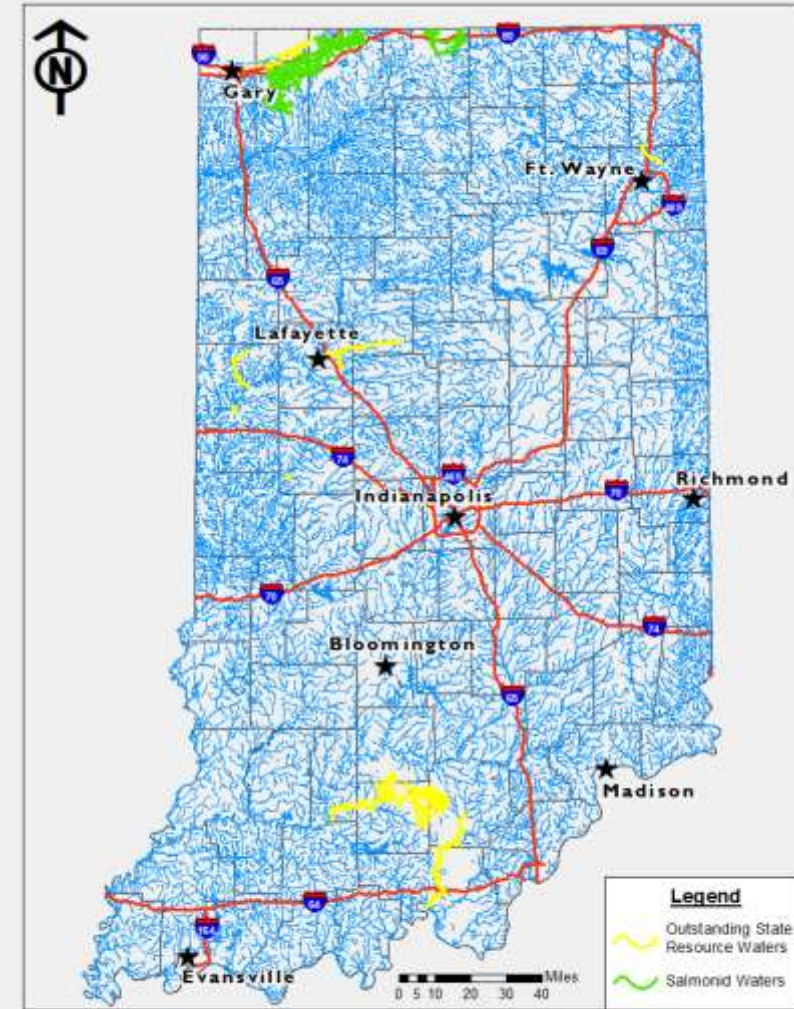
Indiana's Cold Water Lakes are Vanishing



Outstanding Resource & Salmonid Waters

Legend

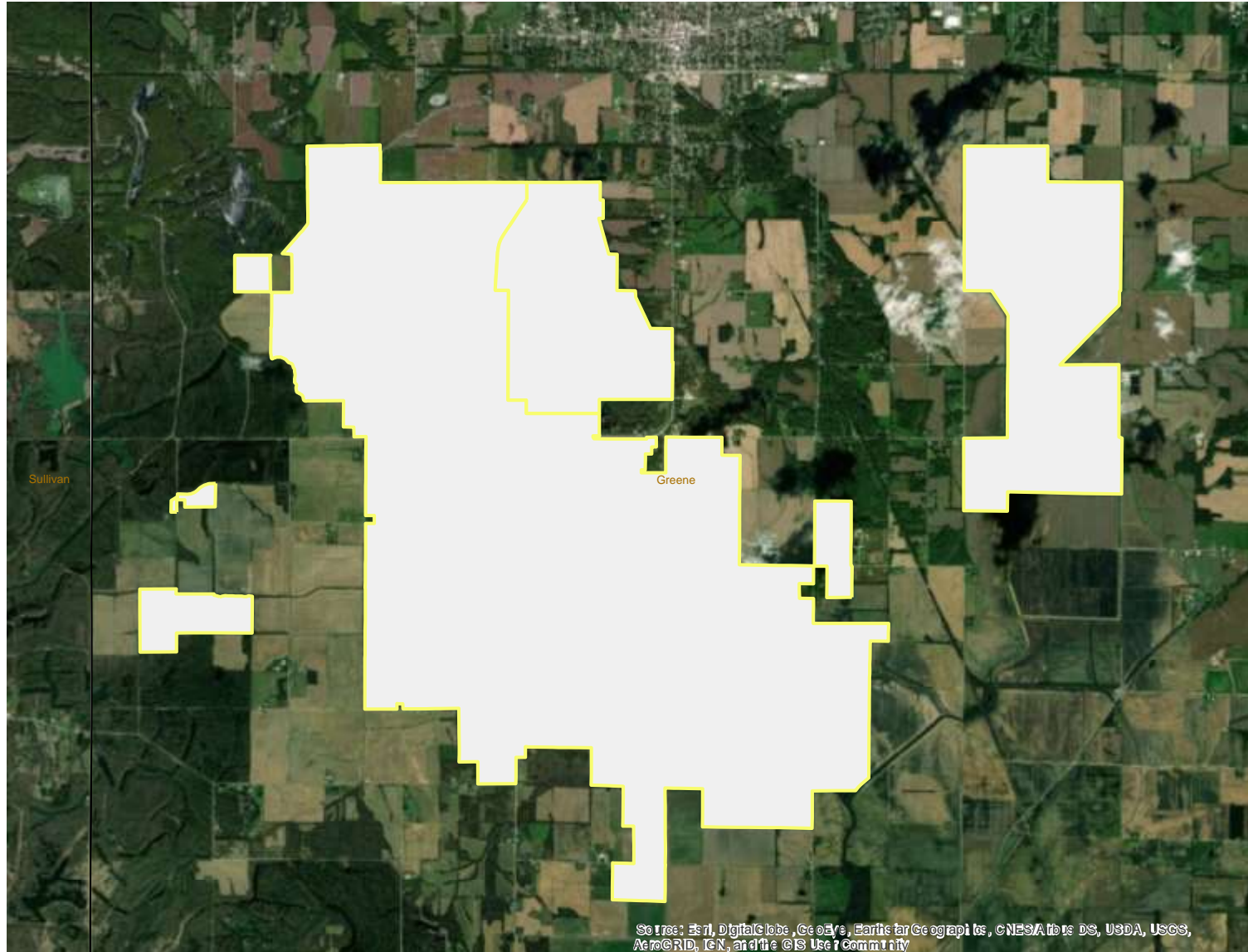
-  Outstanding State Resource Waters
-  Salmonid Waters



Indiana Outstanding State Resource Waters & Salmonid Waters

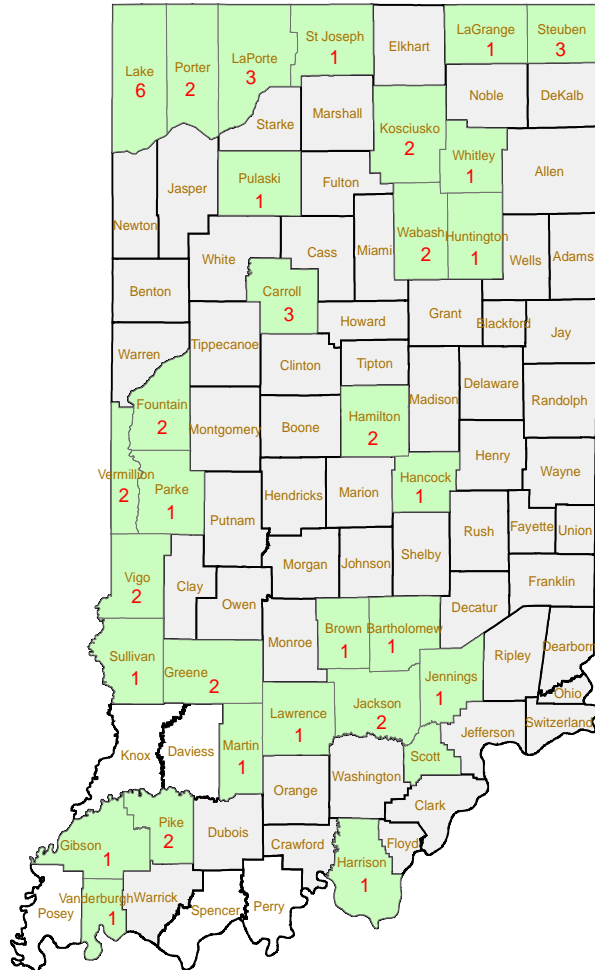
Planning Region	Major Habitat Type	Acres – 2001	Percent of Total	Acres – 2011	Percent of Total	Acres Lost	Percent Loss	Acres Gained	Percent Gained	Net Change	Percent Changed
Statewide Totals	Agriculture	12,738,717	54.7	12,660,472	54.3	93,462	0.7	15,217	0.1	-78,245	-0.6
	Aquatic Systems	406,003	1.7	414,768	1.8	2,198	0.5	10,963	2.7	8,764	2.2
	Barren Lands	18,660	0.1	26,773	0.1	1,883	10.1	9,997	53.6	8,114	43.5
	Developed Lands	2,398,842	10.3	2,510,642	10.8	27	0	111,827	4.7	111,799	4.7
	Forest Lands	5,251,422	22.5	5,218,242	22.4	38,451	0.7	5,271	0.1	-33,180	-0.6
	Grasslands	2,146,075	9.2	2,127,322	9.1	34,077	1.6	15,324	0.7	-18,753	-0.9
	Wetlands	349,126	1.5	350,627	1.5	4,183	1.2	5,684	1.6	1,500	0.4
	Total Acres:	23,308,845		Total Acres Changed:	174,220						

Goose Pond Fish & Wildlife Area



Indiana Big Fish Records by County

Indiana Big Fish Fun Facts



- Hamilton County record is a world record 2lb 15oz Yellow Bass
- Indiana's heaviest record fish is 104lb Blue Catfish from Ohio River
- Indiana's smallest record fish is 3.5oz Flier from Jackson County
- Indiana's longest standing record fish is 30lb Freshwater Drum from Martin County
- Indiana's most frequently broken record is Hybrid Striped Bass. It's been broken 20 times since 1985
- The best, first step to breaking a record is to GO FISHING more!

Economics of Wildlife-based & Outdoor Recreation

In 2011 **2.9** million Indiana residents (>16 years old) participated in wildlife-based recreation.

That was **45%** of the population.

They spent **\$1.7** billion.

Source: USFWS 2011 Indiana survey of Fishing, Hunting & Wildlife-based Recreation



Thank You